


Financial Accountability Report

USD #: D0506

USD Name: Labette County

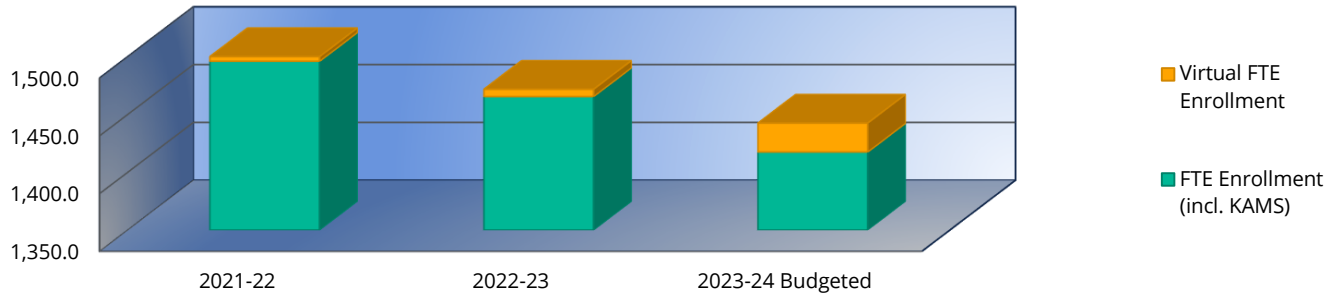
County Name: Labette

School Year: 2024



Full Time Equivalency (FTE) Enrollment*

	2021-22	2022-23	2023-24 Budgeted
FTE Enrollment (incl. KAMS)	1,496.0	1,465.5	1,417.5
Virtual FTE Enrollment	4.0	6.3	25.0
Total FTE Enrollment	1,500.0	1,471.8	1,442.5

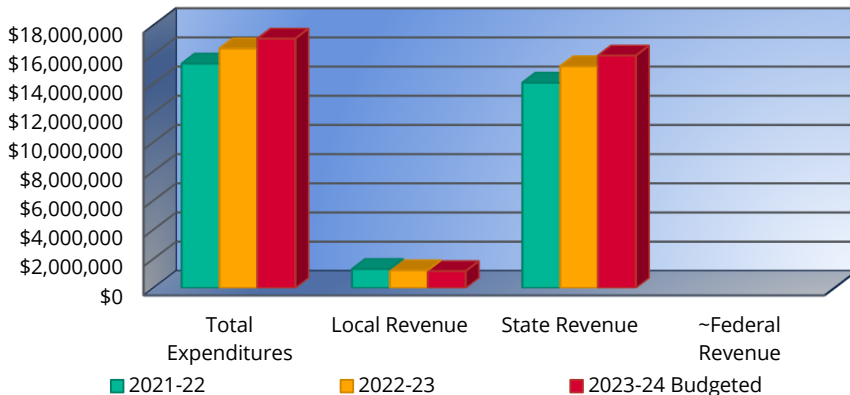


* Includes 2/20 count.

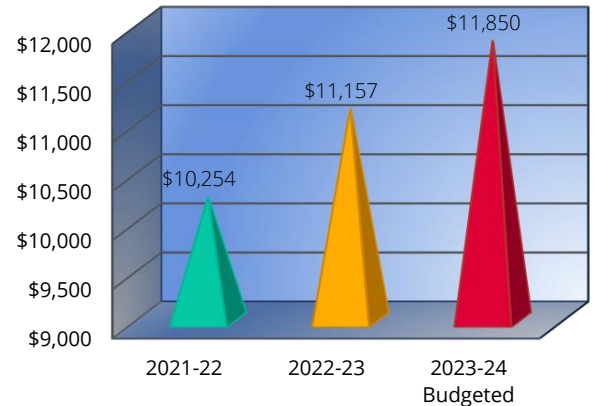
General & Supplemental General (06 & 08)

	2021-22	2022-23	2023-24 Budgeted
*Total Expenditures	\$15,381,034	\$16,420,385	\$17,094,103
Total Expenditures per Pupil	\$10,254	\$11,157	\$11,850
Local Revenue	\$1,304,411	\$1,221,771	\$1,162,716
State Revenue	\$14,076,623	\$15,198,614	\$15,931,387
~Federal Revenue	\$0	N/A	N/A

Total Expenditures



Total Expenditures per Pupil



* Total Expenditures may not equal the sum of state, federal and local revenue. Typically this is a result of low assessed valuation and/or the large amount of federal property and federal impact aid in some districts.

~ 2022 Sub for House Bill 2567 removed Federal Impact Aid from the State Foundation Aid formula. Therefore, Federal Revenue is not applicable for these funds starting 2022-23.

Note: The scale for each chart will vary based on individual district's data.

Financial Accountability Report

USD #: D0506

USD Name: Labette County

County Name: Labette

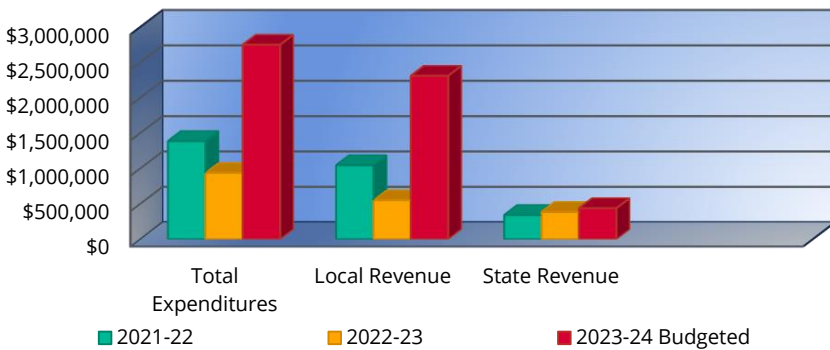
School Year: 2024



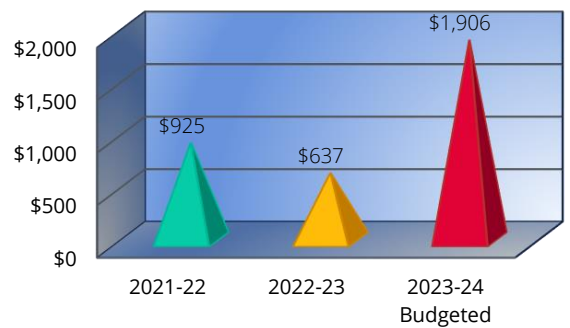
Capital Outlay (16)

	2021-22	2022-23	2023-24 Budgeted
*Total Expenditures	\$1,388,049	\$937,722	\$2,750,000
Total Expenditures per Pupil	\$925	\$637	\$1,906
Local Revenue	\$1,045,598	\$551,718	\$2,311,289
State Revenue	\$342,451	\$386,004	\$438,711
Federal Revenue	\$0	\$0	\$0

Total Expenditures



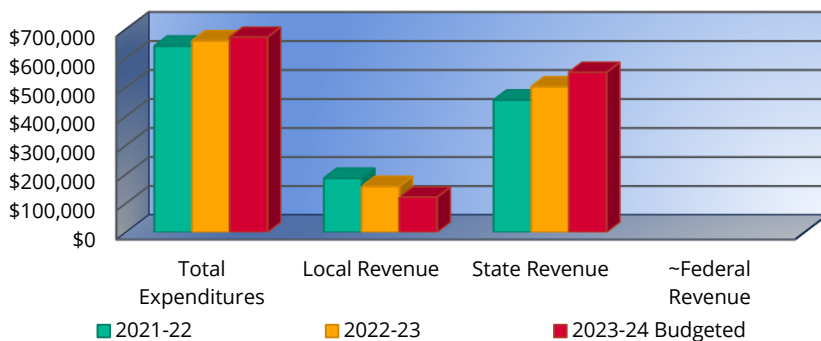
Total Expenditures per Pupil



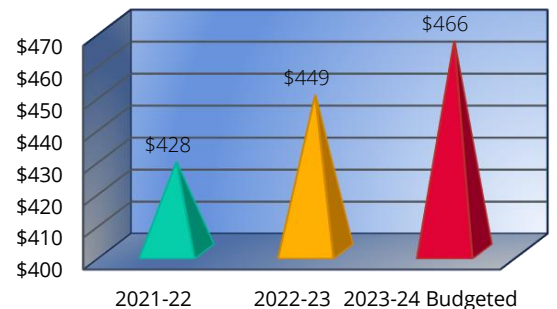
Bond & Interest (62 & 63)

	2021-22	2022-23	2023-24 Budgeted
*Total Expenditures	\$641,753	\$660,143	\$672,227
Total Expenditures per Pupil	\$428	\$449	\$466
Local Revenue	\$186,108	\$158,434	\$121,009
State Revenue	\$455,645	\$501,709	\$551,218
~Federal Revenue	N/A	N/A	N/A

Total Expenditures



Total Expenditures per Pupil



* Total Expenditures may not equal the sum of state, federal and local revenue. Typically this is a result of low assessed valuation and/or the large amount of federal property and federal impact aid in some districts.

~ Federal Revenue is not applicable to Bond & Interest funds.


Financial Accountability Report

USD #: D0506

USD Name: Labette County

County Name: Labette

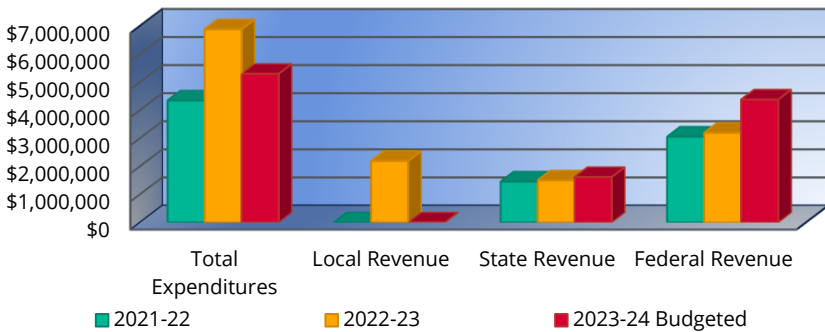
School Year: 2024



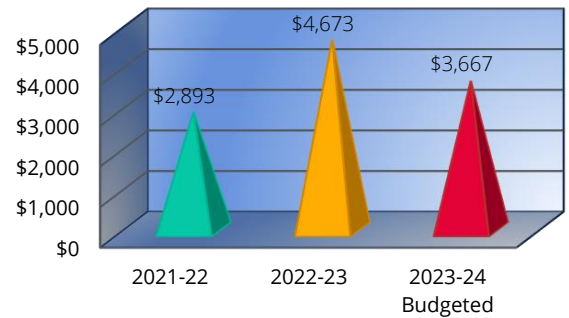
All Other Funds

	2021-22	2022-23	2023-24 Budgeted
*Total Expenditures	\$4,339,410	\$6,878,007	\$5,290,133
Total Expenditures per Pupil	\$2,893	\$4,673	\$3,667
Local Revenue	\$0	\$2,188,162	\$0
State Revenue	\$1,453,167	\$1,495,776	\$1,614,432
Federal Revenue	\$3,052,506	\$3,194,069	\$4,374,693

Total Expenditures



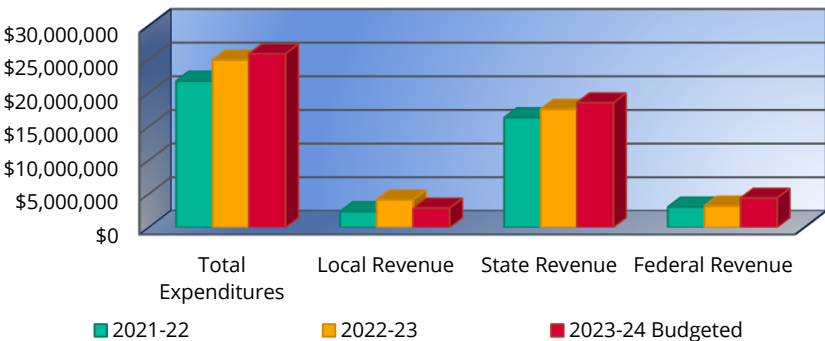
Total Expenditures per Pupil



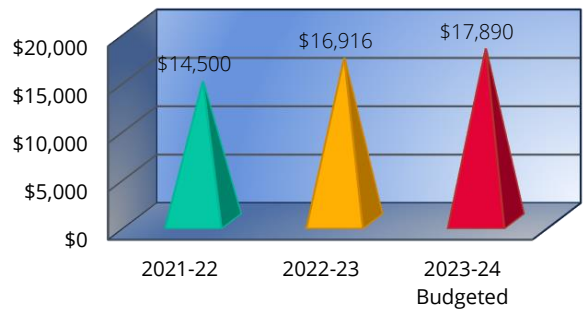
Total of All Funds

	2021-22	2022-23	2023-24 Budgeted
*Total Expenditures	\$21,750,246	\$24,896,257	\$25,806,463
Total Expenditures per Pupil	\$14,500	\$16,916	\$17,890
Local Revenue	\$2,369,854	\$4,120,085	\$2,896,022
State Revenue	\$16,327,886	\$17,582,103	\$18,535,748
Federal Revenue	\$3,052,506	\$3,194,069	\$4,374,693

Total Expenditures



Total Expenditures per Pupil



* Total Expenditures may not equal the sum of state, federal and local revenue. Typically this is a result of low assessed valuation and/or the large amount of federal property and federal impact aid in some districts.


Financial Accountability Report

USD #: D0506

USD Name: Labette County

County Name: Labette

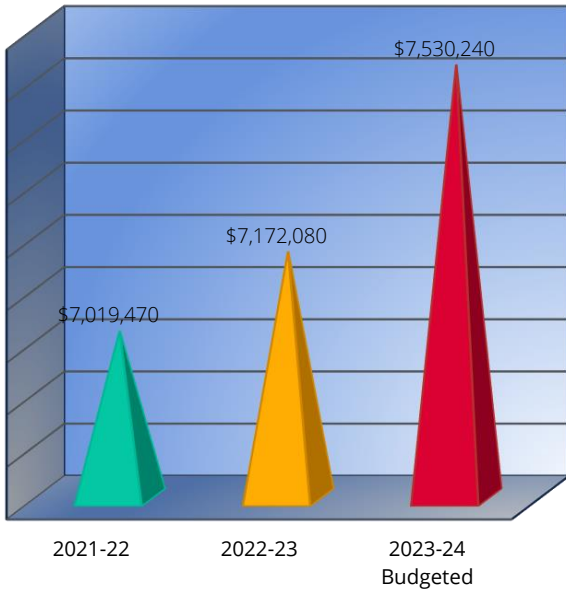
School Year: 2024



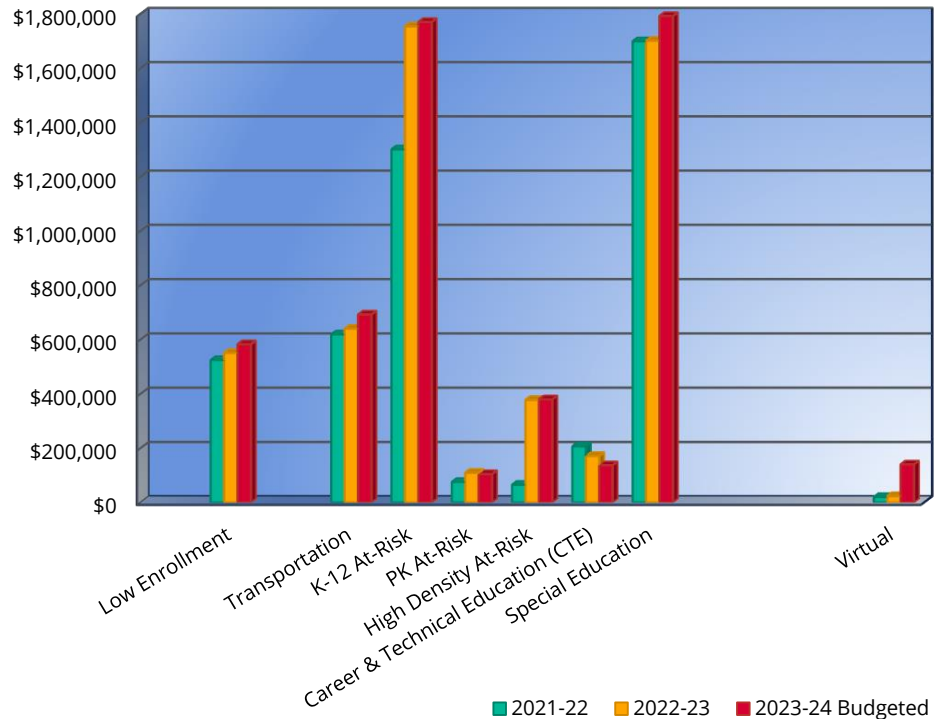
State Aid

	2021-22	2022-23	2023-24 Budgeted
Base State Aid	\$7,019,470	\$7,172,080	\$7,530,240
High Enrollment State Aid	\$0	\$0	\$0
Low Enrollment State Aid	\$524,248	\$550,506	\$582,576
School Facilities State Aid	N/A	N/A	N/A
Transportation State Aid	\$618,839	\$639,672	\$691,968
K-12 At-Risk State Aid	\$1,300,738	\$1,754,252	\$1,770,624
PK At-Risk State Aid	\$75,296	\$109,035	\$104,304
High Density At-Risk State Aid	\$64,943	\$377,503	\$379,565
Career & Technical Education (CTE) State Aid	\$206,593	\$171,064	\$136,867
Special Education State Aid	\$1,699,392	\$1,701,271	\$1,792,619
Bilingual State Aid	\$0	\$0	\$0
Ancillary State Aid	\$0	\$0	\$0
Cost of Living State Aid	\$0	\$0	\$0
Virtual State Aid	\$20,000	\$23,240	\$140,000

BASE State Aid




All Other State Aid



Note: The scale for each chart will vary based on individual district's data.

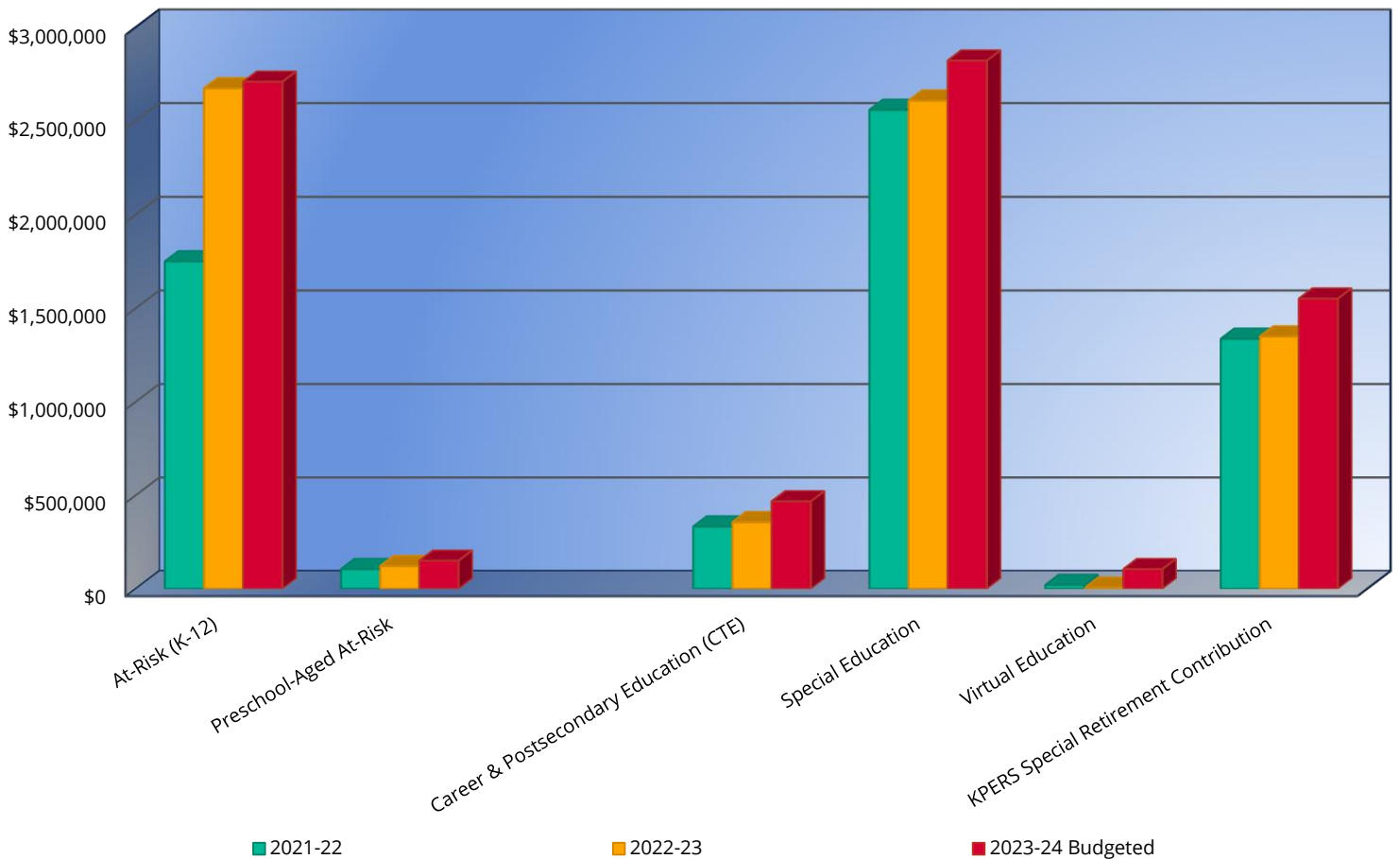
Financial Accountability Report

USD #: D0506
 USD Name: Labette County
 County Name: Labette
 School Year: 2024



Total Expenditures of Selected Funds


	2021-22	2022-23	2023-24 Budgeted
At-Risk (K-12) - 13	\$1,750,389	\$2,673,897	\$2,709,000
Preschool-Aged At-Risk - 11	\$105,075	\$121,000	\$149,906
Bilingual Education - 14	\$0	\$0	\$0
Career & Postsecondary Education (CTE) - 34	\$332,802	\$355,962	\$467,300
Special Education - 30	\$2,558,895	\$2,608,389	\$2,822,079
Virtual Education - 15	\$20,000	\$5,400	\$105,000
KPERS Special Retirement Contribution - 51	\$1,336,645	\$1,349,125	\$1,551,494



Note: The scale for each chart will vary based on individual district's data.

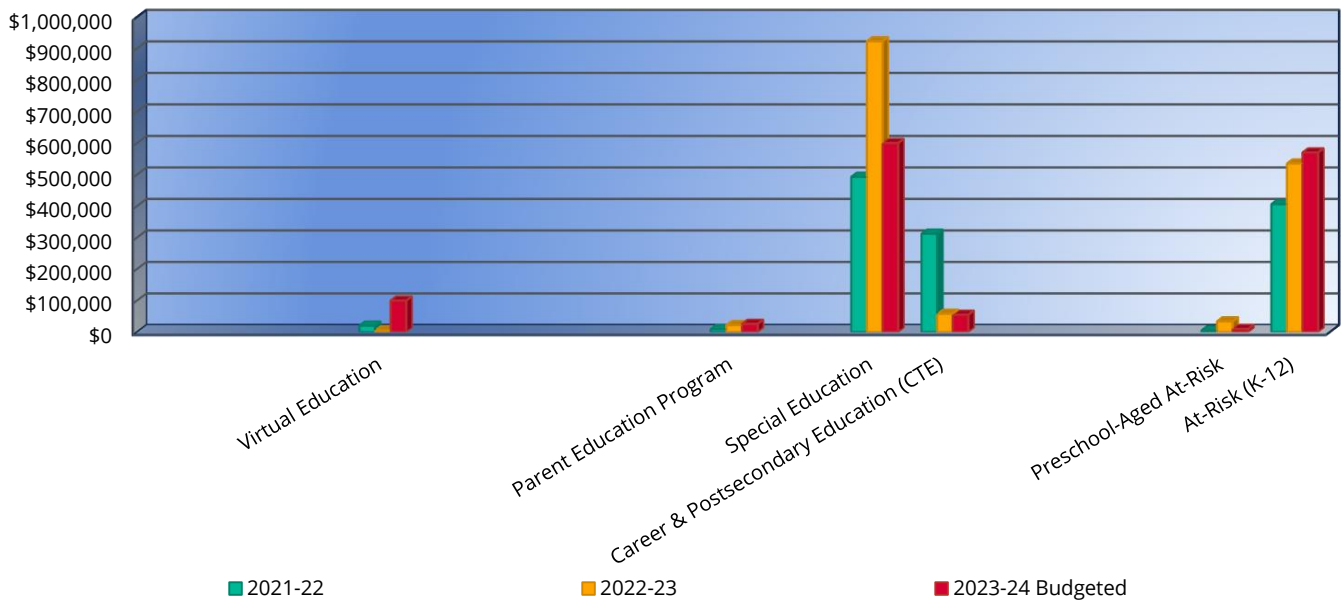
Financial Accountability Report

USD #: D0506
 USD Name: Labette County
 County Name: Labette
 School Year: 2024



Supplemental General (08) Transfers


	2021-22	2022-23	2023-24 Budgeted
Adult Education - 10	\$0	\$0	\$0
Adult Supplemental Education - 12	\$0	\$0	\$0
Bilingual Education - 14	\$0	\$0	\$0
Virtual Education - 15	\$20,000	\$5,400	\$100,000
Driver Training - 18	\$0	\$0	\$0
Extraordinary School Program - 22	\$0	\$0	\$0
Food Service - 24	\$0	\$0	\$0
Professional Development - 26	\$0	\$0	\$0
Parent Education Program - 28	\$9,000	\$22,000	\$26,000
Summer School - 29	\$0	\$0	\$0
Special Education - 30	\$492,597	\$923,137	\$600,000
Career & Postsecondary Education (CTE) - 34	\$312,000	\$58,000	\$55,000
Special Reserve Fund - 47	\$0	\$0	\$0
Special Liability Expense Fund - 42	\$0	\$0	\$0
Textbook & Student Material Revolving - 55	\$0	\$0	\$0
Preschool-Aged At-Risk - 11	\$5,000	\$34,000	\$10,000
At-Risk (K-12) - 13	\$405,851	\$535,000	\$570,000



Note: The scale for each chart will vary based on individual district's data.

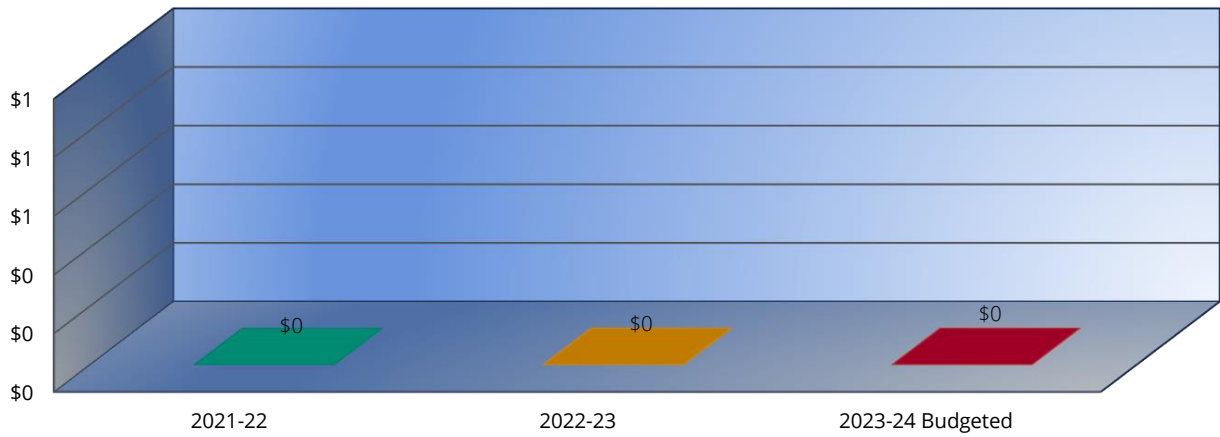
Financial Accountability Report

USD #: D0506
 USD Name: Labette County
 County Name: Labette
 School Year: 2024



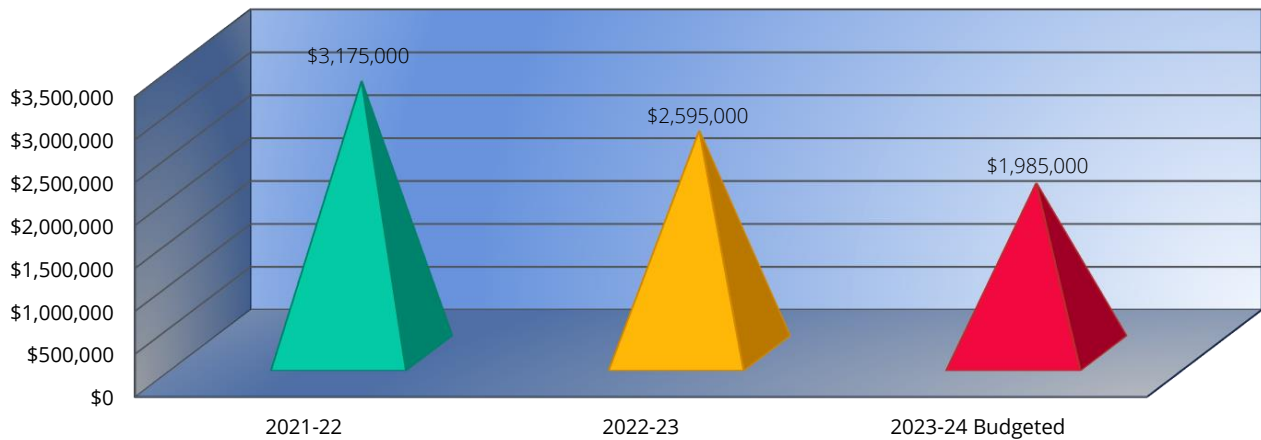
Article 6, Section 6 Constitutional Challenge

	2021-22	2022-23	2023-24 Budgeted
Total Expenditures	\$0	\$0	\$0
Aggregate Expenditures from 7/1/2010 to 6/30/2023			\$0



General Obligation Bonded Indebtedness


	2021-22	2022-23	2023-24 Budgeted
Outstanding Principal (July 1)	\$3,175,000	\$2,595,000	\$1,985,000



Note: The scale for each chart will vary based on individual district's data.

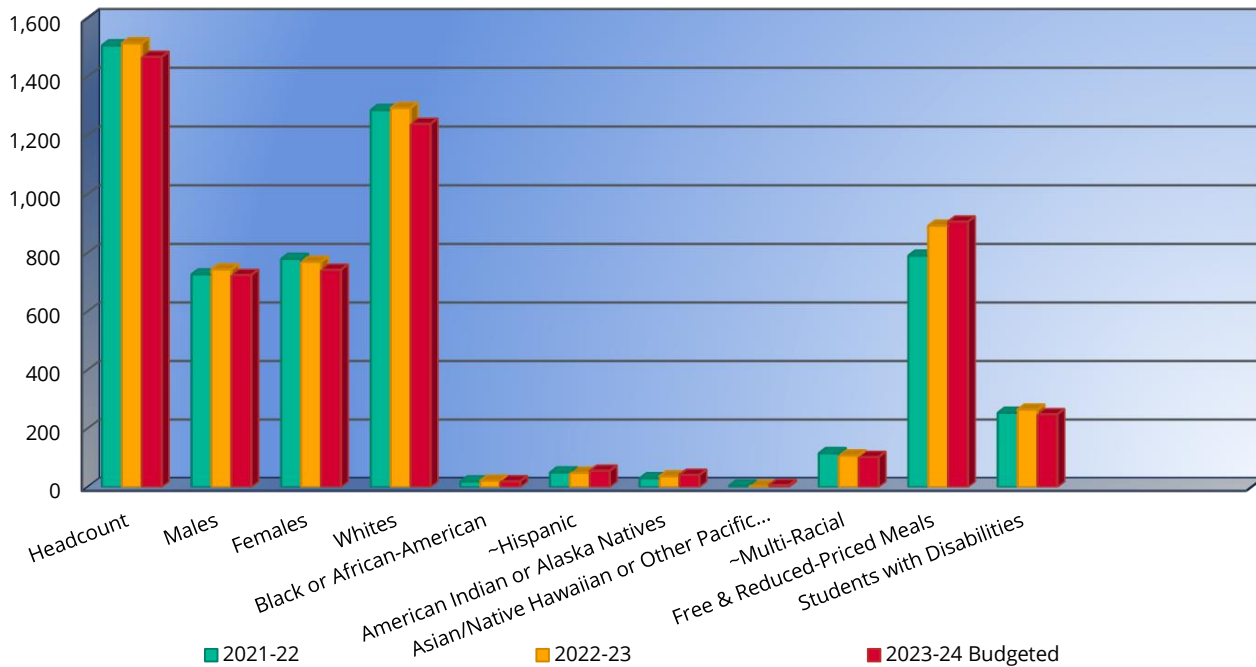
Financial Accountability Report

USD #: D0506
 USD Name: Labette County
 County Name: Labette
 School Year: 2024



Demographic Headcount¹

	2021-22	2022-23	2023-24 Budgeted
Headcount	1,507	1,514	1,468
Males	727	744	725
Females	780	770	743
Whites	1,287	1,294	1,240
Black or African-American	19	22	20
~Hispanic	50	49	56
American Indian or Alaska Natives	30	37	42
Asian/Native Hawaiian or Other Pacific Islander	5	4	7
~Multi-Racial	116	108	103
Free & Reduced-Priced Meals	791	893	907
Students with Disabilities	254	265	249
English Language Learners	0	0	0
² Migrant	0	0	N/A



¹ Demographic Data is unaudited.

² Districts are in the process of submitting Migrant data for the budgeted year.

~ Students that identify as Hispanic and multi-racial are reported only as Hispanic based on federal reporting guidelines.